

A lookbook

How to present a project

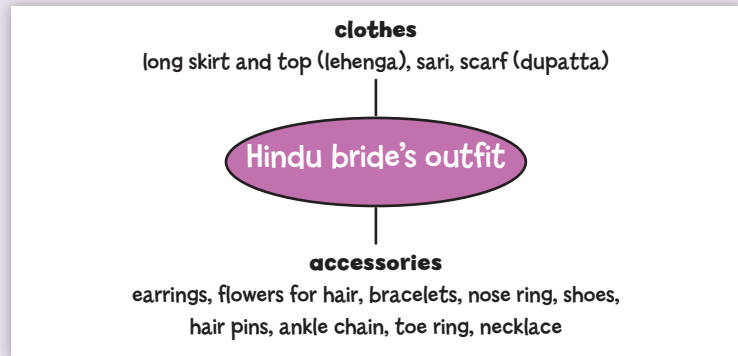
Remember to think about the following ideas.

- Introduce yourselves to the class.
- Make sure you know who is going to say what in your group.
- Make sure you have everything you need to present your project.
- Try to remember what you are going to say and don't read from your notes!
- Don't interrupt other people in your group – wait for them to finish talking.
- Always look at your audience when you are speaking.
- Remember to speak slowly and clearly!
- At the end, ask if there are any questions and be prepared to answer them.
- Time your presentation.

PLAN

- 1 Work in groups. Choose a style of clothes that you like. Then complete the steps below.

- Find out as much information as you can about the style.
- Make a spidergram with the style of clothes and the vocabulary you need, like the one below.



- Take or find photos or draw pictures of a person wearing the clothes and accessories.
- Decide on who prepares each section.
- Decide on the design of your lookbook.
- Prepare your section. Write sentences about each of the pictures and what the person is wearing.
- Give your section to someone in your group to check.
- Work in your group to put the lookbook together.

PRESENT

- 2 Present your lookbook to the class. Remember to include photos or drawings, sentences about what the person is wearing, and the tips from *How to present a project*.

CHECK

- 3 Listen to your classmates' presentations and complete the notes.

What is your favourite lookbook about?

What is the person wearing?


Write down two interesting facts about the clothes.



earrings



flowers




nose ring



bracelets



lehenga



scarf



necklace



shoes

The model is wearing a beautiful gold and red long skirt and top, a lehenga, with a traditional scarf or dupatta, with gold and red flowers on it. She is wearing lots of different accessories including gold earrings and a diamond necklace. She is also wearing lots of gold bracelets on both arms and rings on her fingers. She looks amazing!

